

Q&A

Is cash in the plate OK?

The Sunday morning collection is an important tradition which is now split 50/50 with a special cause each month, but our leaders count on your pledge commitments to plan the annual budget each spring.

I volunteer a lot. Do I still need to pledge?

Volunteering is essential, but membership means contributing both time and money. We encourage every member to pledge, from students to retirees according to your ability, so that all of us share ownership in the church.

What if my financial situation changes?

A pledge is a good faith estimate of what you expect to give. You may adjust your pledge, up or down, at any time by contacting the church office.

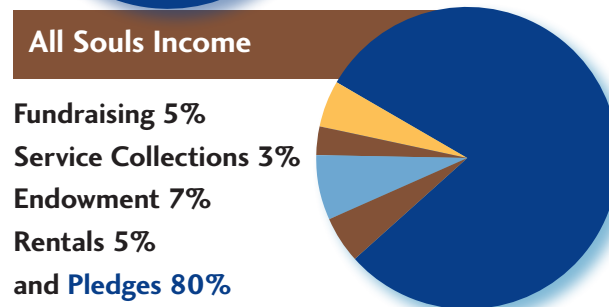
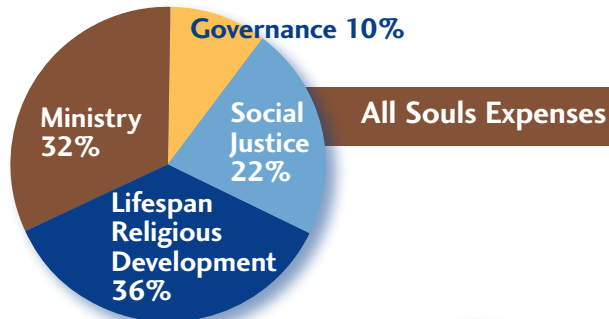
Where does our money come from?

80% of our funding comes from your pledges. We get **7%** from the annual Endowment distribution, **3%** from service collections, **5%** from fundraising events, and **5%** from rentals of Simpson House and church space.

How do we spend our money?

We spend **36%** of our income on Lifespan Religious Development, primarily Sunday School classes for our children but also adult classes during the week.

We spend **32%** on ministry: Sunday morning services and small groups during the week, **22%** on social justice and outreach, including discounted or free building use, and **10%** on church governance.



“I belong to the church and the church belongs to me.”



Why do we pledge?

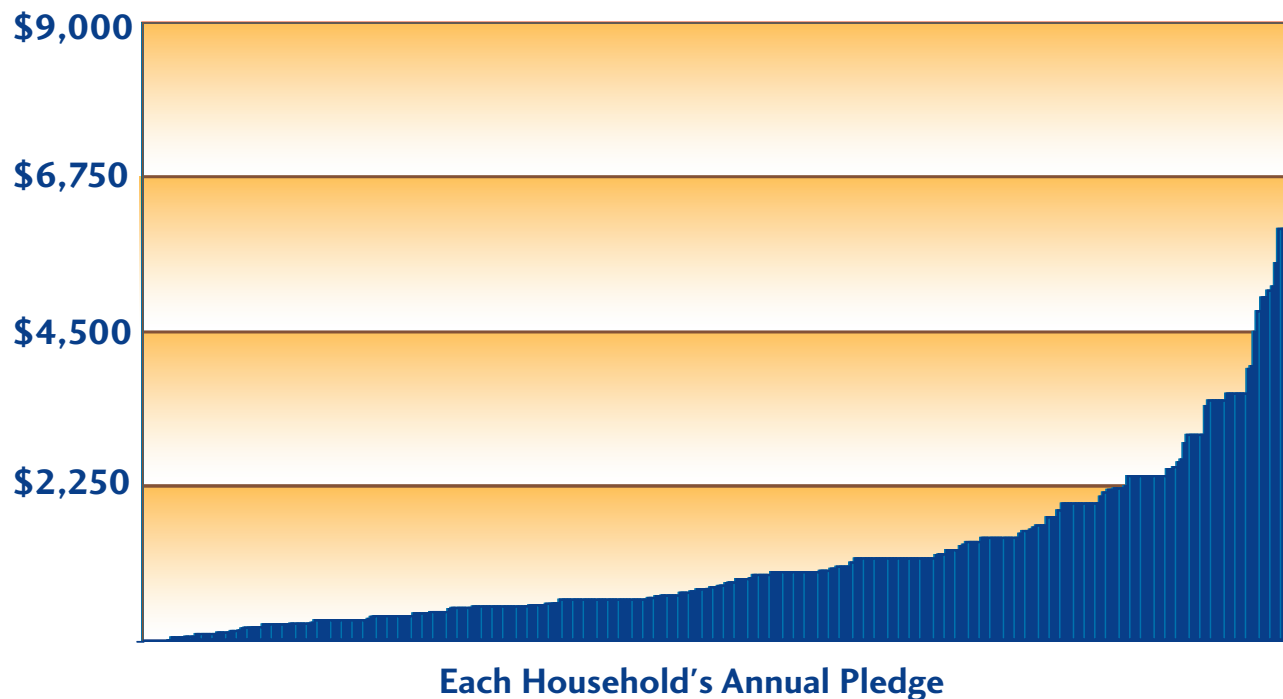
We want to build and maintain a culture of generosity so we may honor our commitment:

To our loving community

Religious services, the Forum, music, lifelong religious education, staff, building and grounds, our district, and the UUA.

To our larger community

Attention to issues of social justice and the environment and a strong presence of liberal religion in Kansas City.



How do we pledge?

Your pledge is private, but the church's needs are public and important. We pledge every spring so our finance committee and board of trustees can plan a budget for the next year. We all vote on the budget at the annual meeting in May. Your input is needed and welcomed.

Instead of asking "How much do I want to give?" or "How much can I give easily?" ask "How much would be a meaningful commitment to the vitality of my church?" "Do I take care of my belongings?" "Am I fair to others?" We are counting on you to do your part.

In the chart above, the blue area represents member pledges, from \$50 to \$8,100. The high part of the slope on the right represents members who are highly committed to All Souls and who have the means to give a high level of support. The low part of the slope on the left side represents members with tight financial resources or members whose involvement is infrequent but want to provide some financial support.

Is your pledge at a good place on the slope of this chart? Does it reflect your commitment, financial ability, and hope for investing in our future?